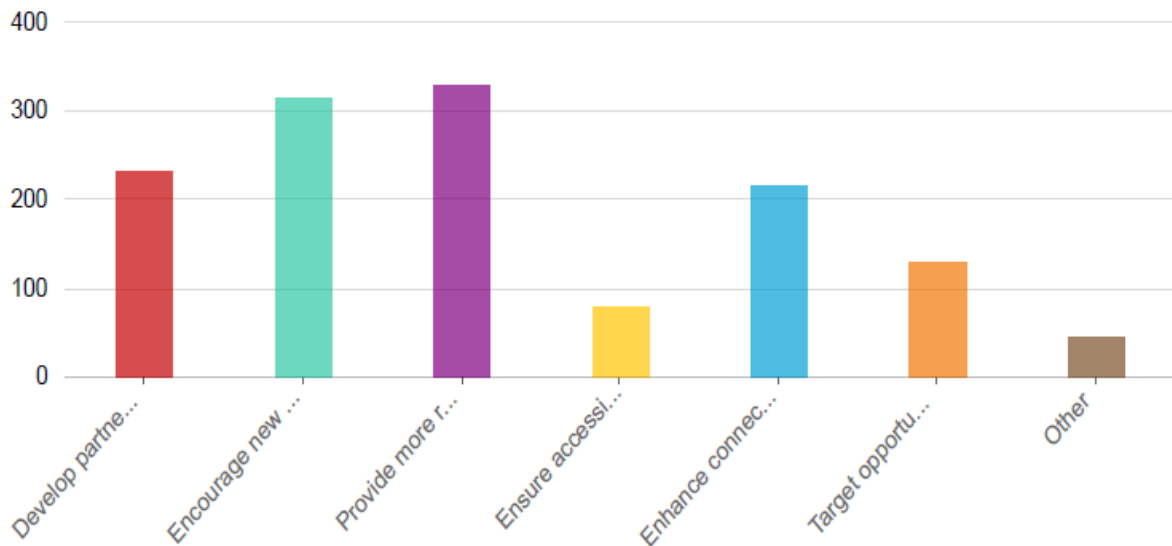


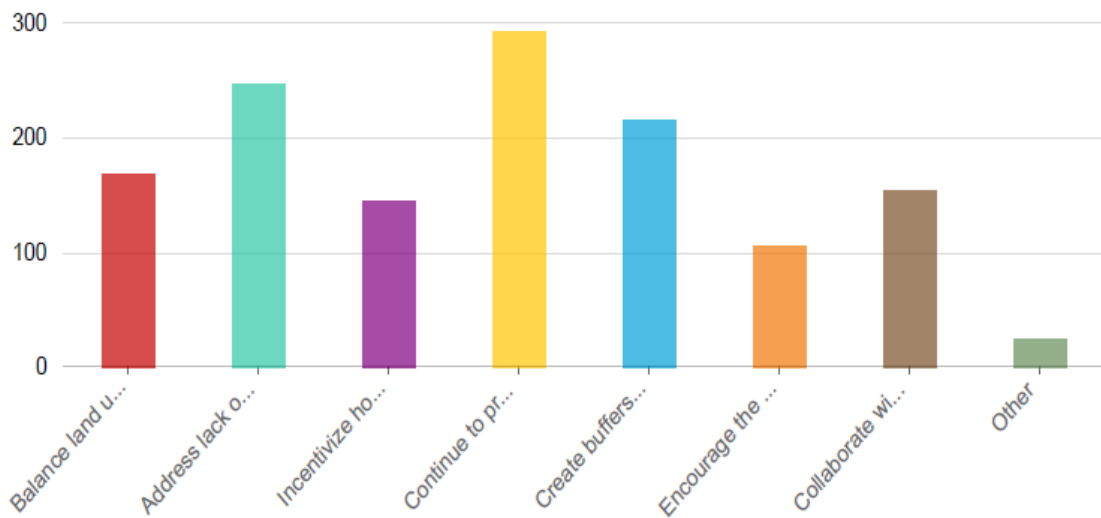
City of Chubbuck Comprehensive Plan Survey Results

Healthy Connections (check the top 3 issues that are of greatest concern to you)



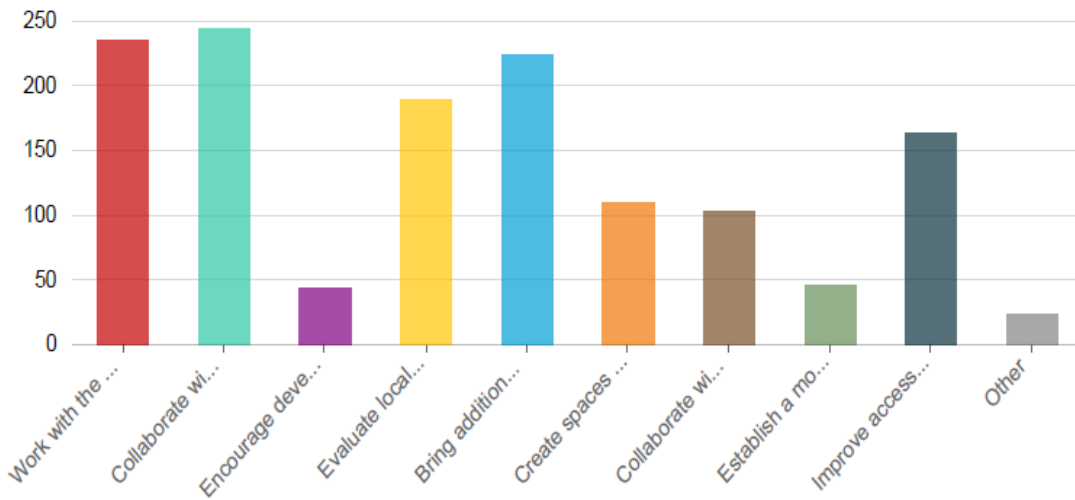
- Develop partnerships with and provide access to community health resources for a growing population (fresh foods, social services, food banks, pharmacies, clinics, etc.).
(47.75%)
- Encourage new developments to provide amenities supporting recreational activities, community identity, and active transportation (i.e., biking, walking).
(64.55%)
- Provide more resources for healthy activities and gathering spaces such as public event venues, recreation centers, trails, etc.
(67.42%)
- Ensure accessible and affordable public transportation options (i.e. bus, van, carpool) to a wide variety of users.
(16.39%)
- Enhance connection by improving bicycle access and ensuring sidewalks and pathways are more user friendly.
(44.47%)
- Target opportunities to improve resilience for sensitive groups (i.e. low-income, elderly, disabled, youth).
(26.43%)
- Other
(9.22%)

Livable Spaces (check the top 3 issues that are of greatest concern to you)



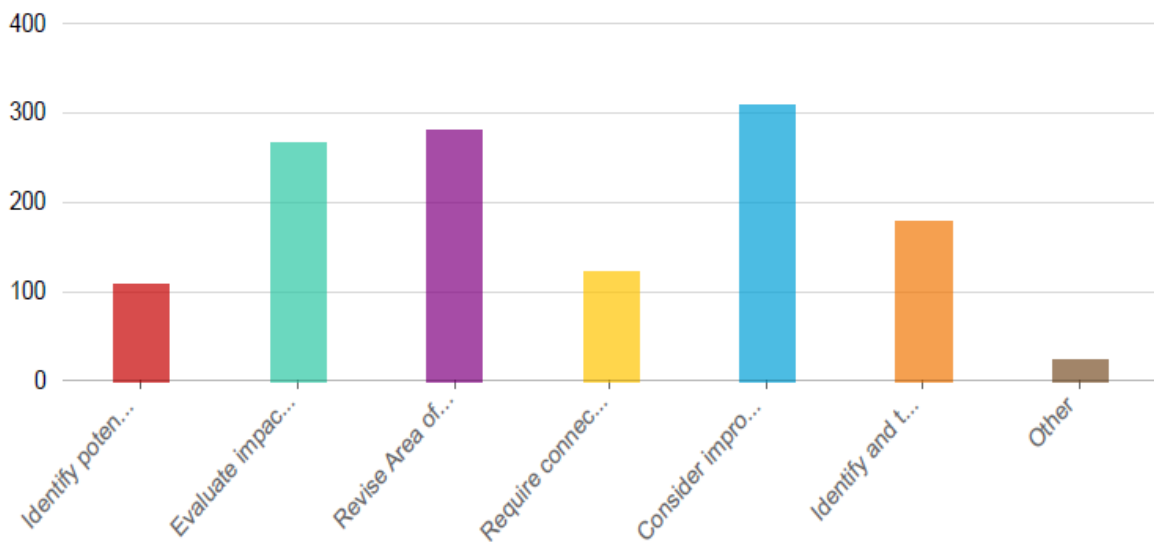
- Balance land use standards and regulations to encourage innovative and appropriate new development.
(34.63%)
- Address lack of affordable rental housing and first-time home buyer opportunities.
(50.61%)
- Incentivize housing types/developments that provide a place for every stage and age of life.
(29.71%)
- Continue to provide community amenities: parks, walk-bike ability/connectivity, social opportunities, recreation, healthcare and gathering spaces.
(60.04%)
- Create buffers (i.e., green space, community features, etc.) between different development types such as commercial and residential, or low-density and high-density housing.
(44.26%)
- Encourage the efficient use of resources to create compact, walkable developments.
(21.72%)
- Collaborate with Bannock County to identify an appropriate Area of City Impact to facilitate future growth decisions.
(31.76%)
- Other
(5.12%)

Economic and Educational Opportunity (check the top 3 issues that are of greatest...



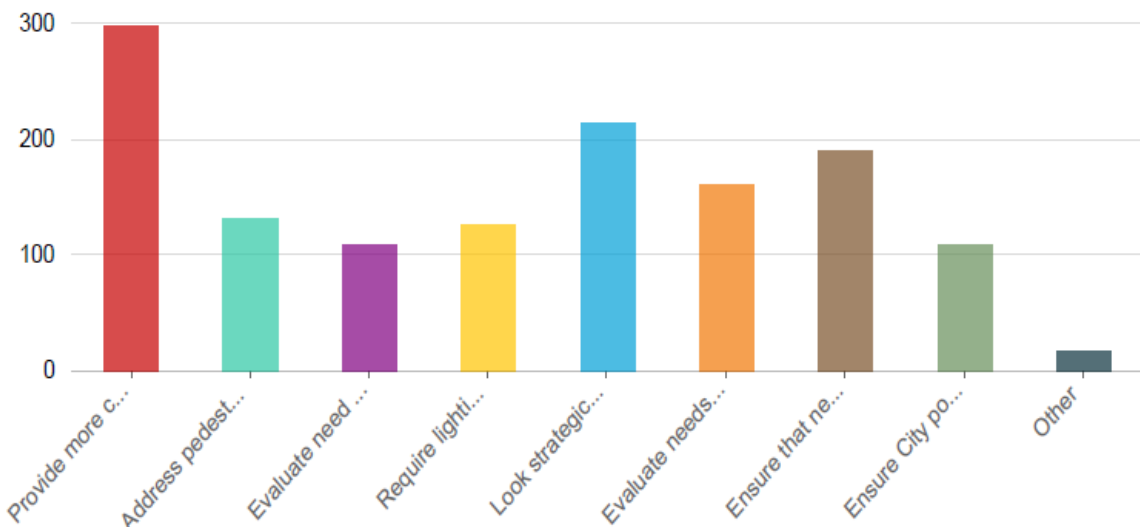
- Work with the school district to address school capacity and distance between new development and schools.
(40.36%)
- Collaborate with Pine Ridge Mall owners to continue development of the property as a vibrant community asset.
(50.2%)
- Encourage development to fill the need for office space in the Pocatello/Chubbuck area.
(9.02%)
- Evaluate local costs and tax base to Idaho Falls and Pocatello. (Is it more expensive to operate a business here? What are Incentives and barriers?).
(38.93%)
- Bring additional basic amenities and services to Chubbuck so residents don't have to travel south of town.
(46.11%)
- Create spaces and opportunities for different types of workforces, lifetime learning, and job opportunities.
(22.54%)
- Collaborate with private industry to provide a city-wide broadband fiber infrastructure, enabling multiple service providers to operate throughout the community.
(21.11%)
- Establish a more cohesive way for local businesses to gather, network and promote each other.
(9.43%)

Environmental Quality (check the top 3 issues that are of greatest concern to you)



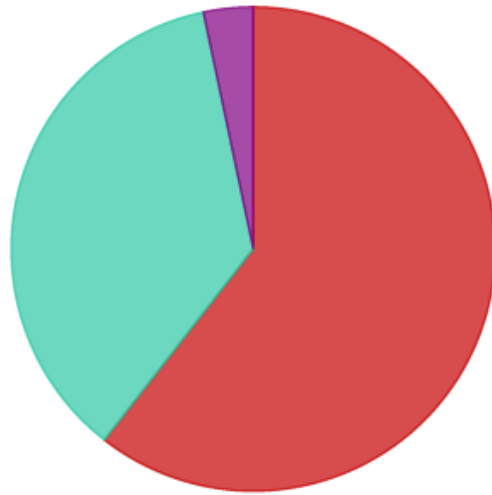
- Identify potential for sustainable practices in *city operations* (i.e. hybrid vehicle use, xeriscaping, etc.).
(22.34%)
- Evaluate impacts of new development on water quality.
(54.71%)
- Revise Area of City Impact boundary with Bannock County to protect and preserve the integrity of the area's water quality and water supply.
(57.59%)
- Require connection to city water and sewer with annexation.
(25.2%)
- Consider improvements to waste management and maintaining a clean city.
(63.32%)
- Identify and take steps to make Chubbuck more resistant to environmental threats such as flooding, wildfires, earthquakes, etc.
(36.89%)
- Other
(4.92%)

Community Service and Safety (check the top 3 issues that are of greatest concern to you)

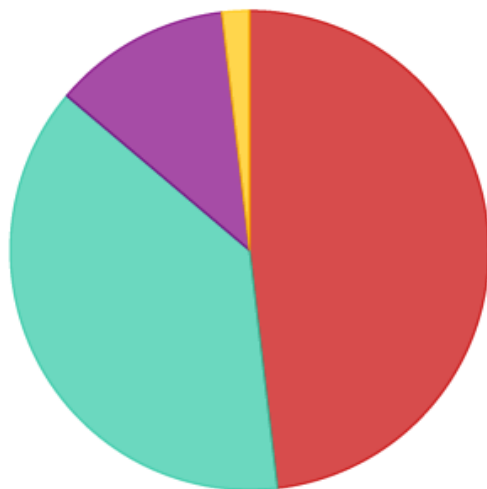


- Provide more community-based resources and amenities such as public event venues, parks, walk bike ability/connectivity, libraries, recreation centers, lifelong learning resources, and information centers.
(61.07%)
- Address pedestrian and bicycle safety, to encourage people to make local trips without the need for a vehicle.
(27.05%)
- Evaluate need for enhanced police patrols in certain areas (identify areas).
(22.54%)
- Require lighting plans to address safety, while not amplifying light pollution.
(26.02%)
- Look strategically at community partnerships as Chubbuck grows – healthcare, recreation, hospitality, community services, etc.
(44.06%)
- Evaluate needs and capacity to enforce city laws that aren't criminal in nature (i.e. removing dilapidated or illegal signs, maintaining landscaping).
(32.99%)
- Ensure that new development generates tax revenue to sustain our City infrastructure.
(38.93%)
- Ensure City policies and practices are sustainable across changes to City administration, elected officials, and the economy.
(22.34%)
- Other
(3.48%)

o Where do you live?

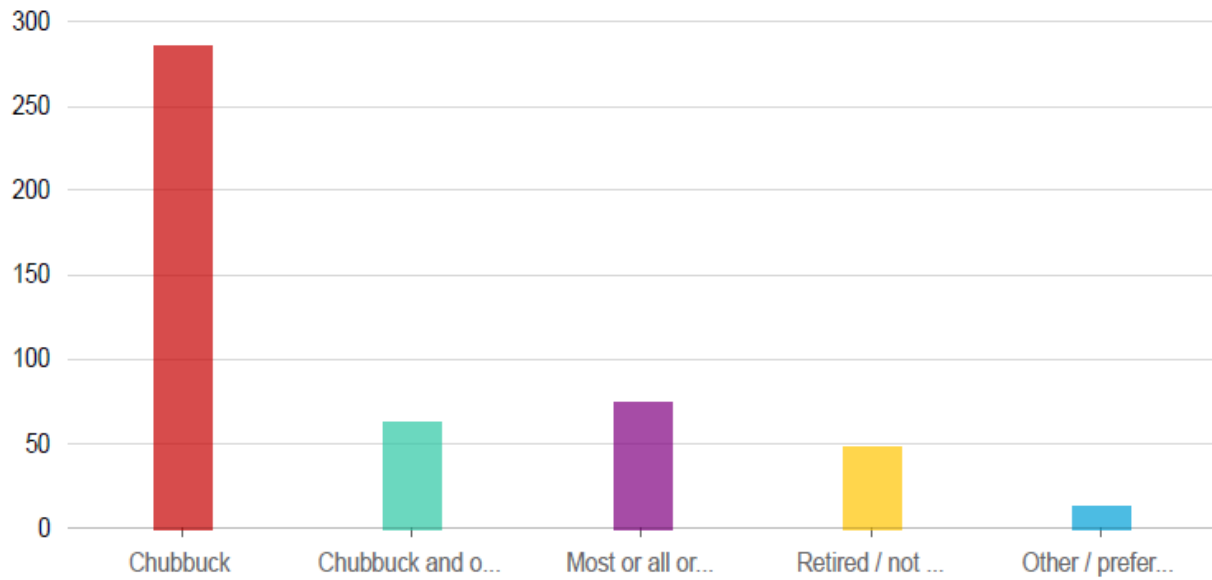


- Chubbuck
- Near Chubbuck (Tyhee / Pocatello / Fort Hall)
- Other / farther away



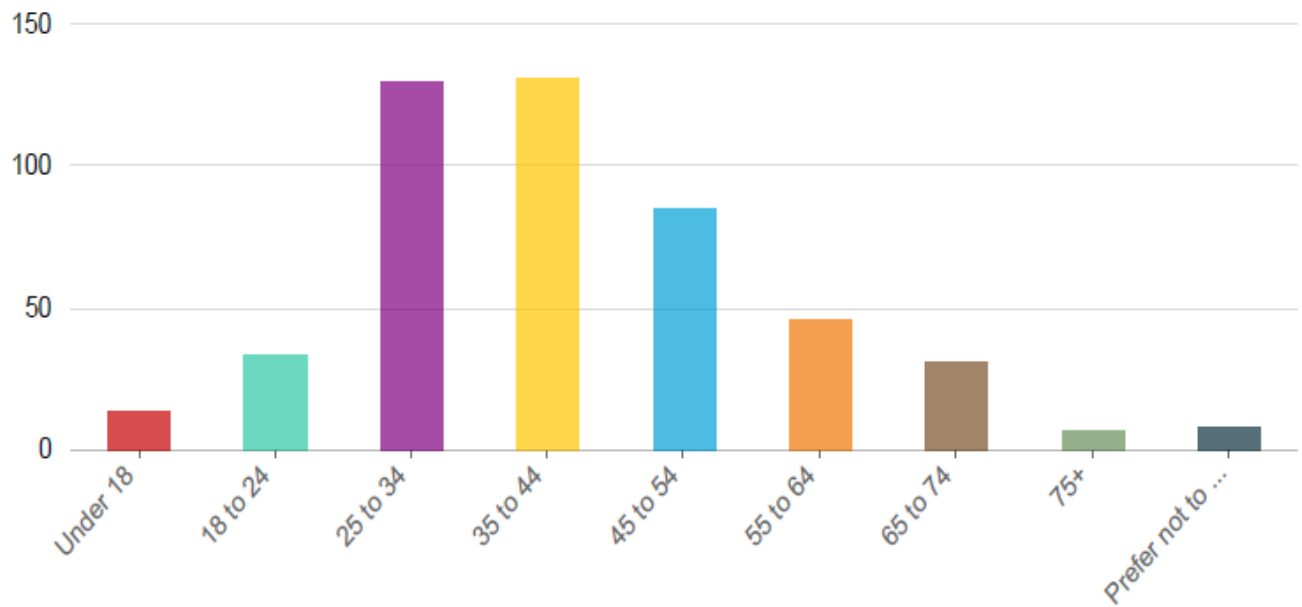
- Several times a week
- Several times a month
- Once a month or less
- Prefer not to answer

o Where do you work? This includes working from home or spending a...



- Chubbuck
(58.61%)
- Chubbuck and other places
(12.91%)
- Most or all of the time outside of Chubbuck
(15.37%)
- Retired / nor working at present
(10.04%)
- Other / prefer not to answer
(2.87%)

o What is your age?



o Please indicate your gender.

